



***Dear Parents***

***We know summer holidays are the time of the year when you get an opportunity to spend time with your child. To keep the little ones indoor in the sweltering heat and to utilize their time in creative activities, we have attempted to design meaningful creative activities to occupy the kids in their free time. We wish you have an enjoyable summer vacation with your kids. Here are few tips which will engage your kids in holidays:***





### **Get Close to Nature**

*Take your child for regular morning walk to breathe in fresh air. Make him aware of the benefits of morning walk and tell him/her about different types of plants, flowers and birds so he/she can generate love for nature.*

### **Let 's Converse in English**

*How are you?*

*I am fine, Thank you.*

*I am thirsty, please give me water.*

*I am hungry, please give me food/fruit.*

*I have finished my work/food.*

*Please open/close my bottle/tiffin*

*Please switch on/off the light/fan.*

### **Home Assignment**

*Take prints out of worksheets and help your child to complete them.*

### **Celebrate Father's Day (17 June)**

*"A Dad is someone who holds you when you cry, scolds you when you break the rules, shines with pride when you succeed and has faith in you even when you fail"*

*Arrange a surprise party for your father with the help of your mother by preparing a sandwich and lemonade with your little hands. And decorate a card and give it to your father.*

### **Let's celebrate International Picnic Day**

*18th June is an International Picnic Day, plan a picnic and collect memorable pictures and prepare a collage on A4 size sheet.*

### **STORY TIME**

*Storytelling is a unique way for students to develop an understanding, respect and appreciation for other cultures, and can promote a positive attitude.*

*Come let's learn and explore about a curious little girl – **LITTLE RED RIDING HOOD***



# LITTLE RED RIDING HOOD



Red Riding Hood left her home to visit her sick Grandmother through a forest. Mother warned her not to speak to strangers.



Red Riding Hood English kids Stories

On her way, a wolf appeared and asked her, "Where are you going?". Little Red Riding Hood told him about her grandmother.



Little Red Riding Hood Short Stories for Children

The wicked wolf ran fast and reached her grandmother's house before her.



He pretended to be Red Riding Hood and asked the grandmother to open the door. He entered the house and pushed the grandmother into a cupboard and locked it. Then, he disguised as her grandmother and waited for Red Riding Hood.



Just as she entered the house, the wolf pounced upon her.



She screamed as loudly as she could and ran. She found a door at the back of the room and opened the cupboard near it. Inside was her real Grandmother. Little Red Riding Hood unlocked her grandmother and escaped out the front door.



## *MORAL OF THE STORY:*

*We should never talk to the strangers.*

*And*

*We should always listen to our elders.*



# ***LITTLE RED RIDING HOOD***



***DESIGN YOUR COVER PAGE***

*(COLOUR THE PICTURE AND CREATE A BEAUTIFUL COVER PAGE  
FOR YOUR STORY.)*

## ACTIVITY-1

### MY FAVOURITE CHARACTER

Draw or paste the picture of your favourite character in the story.









## ACTIVITY-2

### LITTLE RED RIDING HOOD PUZZLE

#### WHAT IS MISSING?

Help Little Red Riding Hood to find the missing characters of the story in each set.






### ACTIVITY-3

## LITTLE RED RIDING HOOD FIND THE WAY!

Help little riding hood to find the safe way to her grandma's house and make her happy!





## ACTIVITY-4

### GRANDMA'S BASKET

Little Red Riding Hood is taking some food for her grandma. Fill the basket with some healthy food.

Draw/Paste pictures of any five healthy food





## ACTIVITY-5

### THINK AND CIRCLE!

After reading the story, Little Red Riding Hood, let your child answer the following questions. Circle the correct option in each set.

**Whom did Little Red Riding Hood meet on the way to grandma's house?**



**What did Little Riding Hood take for her grandma?**



**Who was there in grandma's bed?**



**Which colour dress did Little Riding Hood usually wear?**

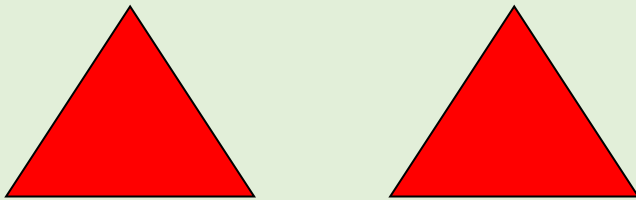


**ACTIVITY-6**  
**CRAFT FUN!**  
**MAKE YOUR OWN LITTLE RED RIDING HOOD**

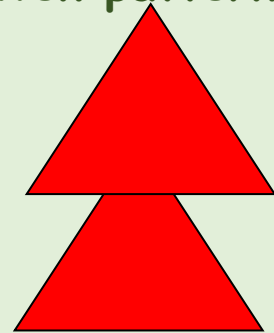
Help your child to make a Little Red Riding Hood using origami.  
Encourage him/her to draw its eyes, nose, lips and hair.

**MATERIAL REQUIRED:** Two red origami sheets, one drawing sheet, fevicol and a pencil.

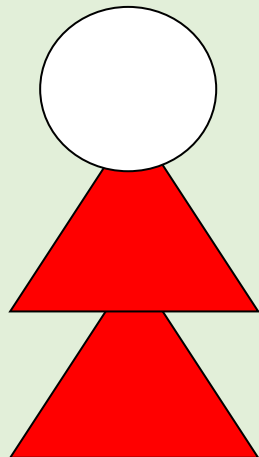
**STEP 1:** Take two red colour triangles of same size.



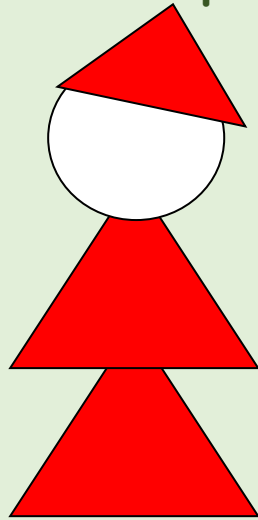
**STEP 2:** Paste the triangles in the given pattern.



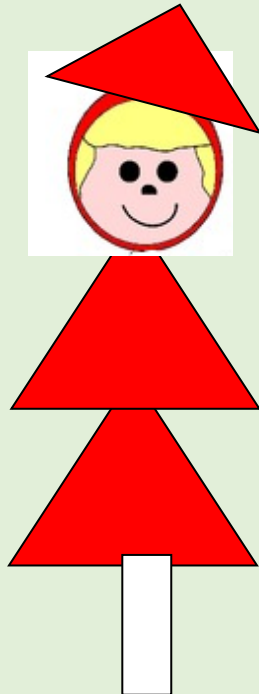
**STEP 3:** Cut and paste a small sized circle of white colour and paste as shown in the picture.



**STEP 4:** Take a small sized triangle and paste it as shown in the picture.



**STEP 5:** Make its eyes, nose, lips and hair and complete the little red riding hood.




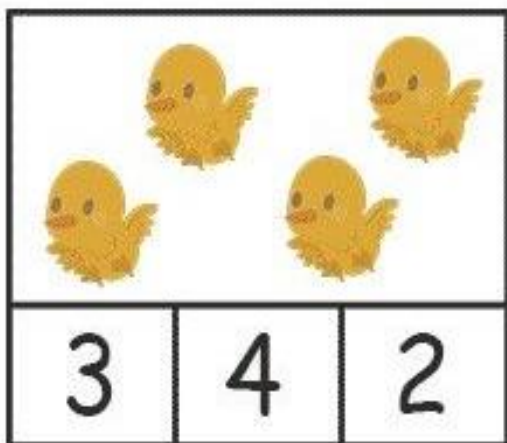
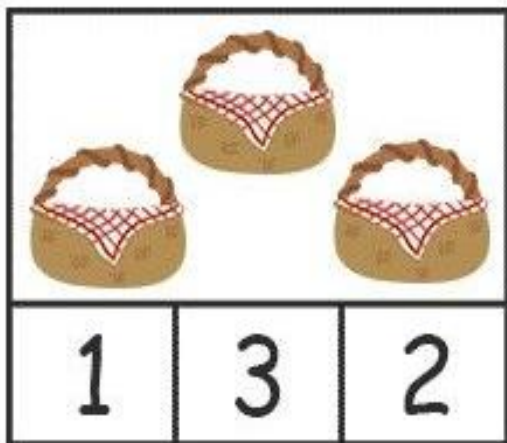
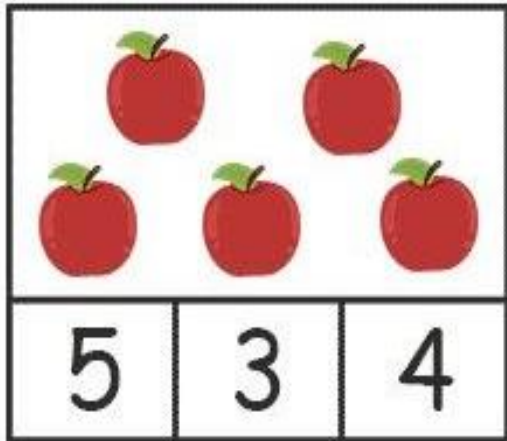
You can also paste an ice cream stick on its back side and use it as a stick puppet. Also encourage your child to story

Enact the story using stick puppet.

## ACTIVITY-7

Count and learn!



Help the wolf to count the objects and circle the correct number.



## ACTIVITY-8

### Pattern Tracing!

Help the story character to trace the pattern



## ACTIVITY-9

### Story Recall!



## Little Red Riding Hood: Story Sequencing

This fairytale is completely out of order! Put the pictures in the correct order and form a story. Draw a line through the circles next to each picture. Start at the big red circle!



# HAPPY HOLIDAYS

