



ST. MARGARET SR. SEC. SCHOOL
D-Block, Prashant Vihar, Rohini, Delhi - 110085
HOLIDAY HOMEWORK 2025-26
CLASS: I



ENGLISH

Objective:

To boost imagination, vocabulary, and storytelling skills through craft and speaking.

Instructions:

1. Take any empty shoe box or small carton and turn it into a "Magical Story Box."
 - Decorate it using waste or available materials (old wrapping paper, stickers, drawings, buttons, etc.).
2. Inside the box, place 5 items from your home (toys, small objects, paper cutouts, etc.).
3. Create a short story using all 5 items. The story can be funny, magical, or adventurous!
4. Record a short video of yourself:
 - Showing the box
 - Taking out the items one by one
 - Narrating the story in English (Parents can assist in preparing the story but let the child narrate it)
5. Give your story a title and draw one scene from it on A4 size sheet.

HINDI

1. शब्द पहचान: बच्चों को हिंदी के सरल शब्दों की पहचान करने और उन्हें लिखने का अभ्यास करने के लिए कहें।
 2. वाक्य निर्माण: बच्चों को सरल वाक्यों का निर्माण करने के लिए कहें, जैसे कि "मैं खेलता हूँ" या "मेरा नाम _____ है"।
 3. चित्र लेखन: बच्चों को एक चित्र बनाने और उसके बारे में एक छोटा वाक्य लिखने के लिए कहें।
 4. शब्द शृंखला: बच्चों को एक शब्द शृंखला पूरी करने के लिए कहें, जैसे कि "अ, आ, इ, ई, उ, ऊ"। (To be done on A4 Sheet)
 5. कविता या कहानी पढ़ना: बच्चों को एक सरल कविता या कहानी पढ़ने और उसके बारे में प्रश्नों के उत्तर देने के लिए कहें।
- इस तरह बच्चों को हिंदी भाषा के कौशल में सुधार करने में मदद कर सकते हैं।

NOTE: All work to be done in Hindi notebook except शब्द शृंखला:

MATHS

Create a colorful and creative booklet titled: "My Number Adventure Book"

Each page of your booklet (scrapbook) should celebrate one number from 1 to 20. For each number:

1. **Design a Figure (using the digits):**

Write the number big and bold in the center of the page.

Decorate it using glitter, cotton, stickers, sequins, or anything fun you can find at home!

2. **Treasure Hunt Task:**

Find and stick real objects from around your home to match the number!

(Examples: 4 buttons, 7 leaves, 2 paperclips, 10 pasta pieces.)

3. **Sentence Formation**

Write a sentence using numbers.

(Example: "I saw 3 cats dancing in the garden!")

Cover Page:

Design a fun and colorful cover page with the title **"My Number Adventure Book"** and your name.

NOTE: You can make a scrapbook or A4 size sheets booklet.

EVS

Objective:

- To ignite environmental curiosity through storytelling and role play.
- To develop observation, expression, and responsibility towards nature.
- To create joyful parent-child learning moments.

Instructions

The Forest of Family Roots

Mission: Create a "My Magical Family Tree" on A3 size sheet with leaves made of handprints of your family members.

Creative Twist: Each handprint should include the family member's name and their favourite fruit/vegetable written on it.

Learning Outcome:

- Understand family members and their likes.
- Foster bonding through creative craft.

COMPUTER

Computer Holiday Homework:-

Computer Parts Collage

Activity: Cut and paste pictures of computer parts from old magazines or printouts to make a colorful collage.(To be done on A4 Sheet)

ART

Choose your favourite animal and create a simple paper/cardboard mask. Make it attractive using colours, whiskers, ears, etc.

Attach a string or stick so it's ready to wear.

GENERAL KNOWLEDGE


Complete the worksheet provided and paste it in your GK notebooks.

Topic- **OUR LEADERS**


NOTE: Last date for submission for all subjects is 15th July 2025

ST. MARGARET SR. SEC. SCHOOL
GK WORKSHEET


TOPIC - **Our Leaders**- Name and paste the pictures.




PRIME MINISTER OF INDIA



PRESIDENT OF INDIA



CHIEF MINISTER OF DELHI.



FATHER OF THE NATION
