

ST. MARGARET SR. SEC. SCHOOL



SESSION-2024-2025

PRE-SCHOOL CURRICULUM (August)

THEME OF THE MONTH: Meri Miti- Mera Desh : Patriotism / Bond of Love

Aims and Objectives:

- To foster the skill of thinking and learning.
- To Encourage independent Learning.
- To provide ample exercises and worksheets to enhance the clarity of concepts.
- To make the students understand the importance of participation & involvement.
- To enjoy fun filled activities for easy recall and recognition.
- To recognize, recall and demonstrate critical thinking problem solving.

SUBJECT	CONTENT	ACTIVITIES	LEARNING OUTCOMES
<p>ENGLISH ORAL AND WRITTEN</p>  <p>Language Development</p>	<p>Recap of letters: L, T, H, I F, E8 (Phonics of related letters)</p> <p>Introduction of letters: Upper Case : A,N, M, V, W,X (Phonics of related letters)</p>	<ul style="list-style-type: none"> • Senses Board Activities Eg:  • Play Dough Fun • Air Writing for letters • Writing on different surfaces like sand pit , sand paper , digital slates, magnetic board • Picture Reading 	<p>The Child will be able to:</p> <ul style="list-style-type: none"> • Improves his/her speech • Learn intonation and correct pronunciation. • Develop auditory skills such as discriminating between sounds.



Rhymes:

X x

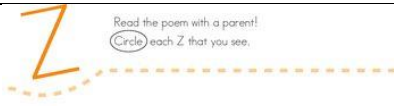
You put the **X** in.
You take the **X** out.
You put the **X** in.
And you mix it all about.
You find a little fox,
And you put it in a box.
That's what it's all about, **X!**



Tune: Hokey Pokey

- Jolly Phonic Song
- Jaadui Pitara





Fuzzy Wuzzy was a bear.
 Fuzzy Wuzzy had no hair.
 So, Fuzzy Wuzzy
 wasn't really fuzzy,
 Was he?



**MATHEMATICS
 ORAL AND WRITTEN**



**Development of Simple
 Early Mathematical Skills**



**Pre Number
 Concept-**

Thick & Thin



THICK



THIN

**Introduction of Number –
 2, 5, 6 and 8**

Rhyme

- Number Song
- Count and Tell
- Senses Board Activity



- Tracing on Sand Paper Activity
- Digital Slate Activity
- Sorting activity
- Number fun Activity

The Child will be able to:

- Develop a connection between daily life contexts and mathematical thinking.
- Develop an understanding of repeating patterns by identifying, extending and creating.

The Farmer's Apple Tree


On the farmer's apple tree
Five red apples I can see,
Some for you and some for me
Pick one apple from the tree.



1 2 3 4 5

Shape- Rectangle

Ricky Rectangle
sings his song
with two sides short
and two sides long.
He stands very tall
in his boots and hat.
He is good to all his friends.
You can count on that!



- Jaadui Pitara



HINDI
ORAL/WRITTEN



Language Development

Introduction of अ , आ,

अ



अनार



अमरुद



- Swar ka chalchitra on Senses board
- Swaron ki khoj
- Swar sorting



- Jaadui Pitara



The Child will be able to:

- Enhance Vocabulary
- Acquire phonetic Awareness
- Enhance writing

ENVIRONMENTAL STUDIES
(ORAL)



Value-

Theme- Meri Miti- Mera
Desh : Patriotism / Bond of
Love




Let's learn about:

- Festivals –
Independence Day &
Rakshabandhan
- My Country - INDIA
- National symbols
- Brother and sister

- Action Rhyme
- Senses board activity
- Picture Reading

The Child will be able to :

- know about the world
around them.
- strengthen conceptual
understanding.
- Inculcate the values of
scientific thinking.
- appreciate scientific
development

	<p>love</p> <ul style="list-style-type: none"> • Things we do on festivals • Free Conversations on the topics- Meri Miti- Mera Desh : Patriotism / Bond of Love 		
<p>ART AND CRAFT</p>  <p>Aesthetic and Creative Development</p>	<p>Fine Motor Skills</p> <ul style="list-style-type: none"> • Scribbling • Crumpling • Balloon Printing 	<ul style="list-style-type: none"> • Scribbling with crayons • Paper Crumpling • Tree making with Balloon Printing 	<p>The Child will be able to:</p> <ul style="list-style-type: none"> • Develop gross and fine motor skills. • Communicate thoughts, experience or ideas. • Develop imagination and creativity.
<p>COMMUNICATION SKILLS</p>  <p>Language</p>	<p>Vocabulary: India, my country, lotus, tiger, hockey, mango</p> <p>Q1. What is the name of our country?</p>	<p>Daily oral drilling of oral Question/Answer</p>	<p>The Child will be able to :</p> <ul style="list-style-type: none"> • Boosts self-confidence • Enhance Vocabulary • Improve his/her speech.

Development/General Awareness

Ans: The name of my country is INDIA.
Q2. Name the national fruit of India?
Ans: The national fruit of India is mango.
Q3. Name the national flower of India?
Ans: The national flower of India is lotus.
Q4. What is the importance of Rakshabandhan?
Ans. Rakshabandhan is the festival of bond between brother and sister.

INDOOR ACTIVITIES



**Brain Storming/
Fine Motor Development**

- Music and Dance
- Meditation
- Story Narration and Enactment (Toy Based Pedagogy)

Life Skills:
Pouring water from one glass to another.



- Meditation
- Warm up exercises
- “Dance on the Shape”



The Child will be able to:

- Develop fine motor skills
- Able to enhance imagination
- inculcate the values
- Brain Storming

OUTDOOR ACTIVITIES



Gross Motor Development

- Better control on body.
- Increase attention span.
- Learning to follow direction.

- Free play on swings

- Gross motor development
- Leadership Quality
- Social-Emotional

ACTIVITIES OF THE MONTH



- Independence Day Celebration



- Rakshabandhan Celebration



- Janmashtami Celebration



- Birthday Celebration



- Green Colour Day Party
- Show and Tell
- Story Telling
- Tableau

- develop empathy, compassion and love towards others.
- imbibe good moral values.
- boosts self-confidence.