



ST. MARGARET SR. SEC. SCHOOL
D-Block, Prashant Vihar, Rohini, Delhi - 110085
HOLIDAYS HOMEWORK 2024-25
CLASS: PRE -PRIMARY



*Summer vacation, a time we all hold dear,
A chance to reconnect, our loved ones are near.
Gatherings planned, with stories untold,
Grandparents' wisdom, worth more than gold.
Make the most of this precious time, we say,
Let laughter fill the parks, where children can play.
Put down the gadgets, the screens that divide,
Connect with your children, walk side by side.
For these formative years, fleeting and fast,
Memories made now, a treasure to last.*

Dear Parents

Holidays are here, the most cherished part of the year. A time for rejuvenation, for visits to relatives, and for adventures with family. Amidst the daily hustle, let's seize the opportunity to create lasting memories together.

As we embark on this summer break, let's make the most of our time together. Whether it's a stroll in the park or lending a helping hand with holiday assignments, let's cherish every moment of togetherness. Let's guide our children away from screens and unhealthy treats, towards meaningful interactions and wholesome activities. Books can spark your child's imagination and transport them to fantastical worlds. Board games will foster connections and friendly competition.

This vacation is not just a pause in routine; it's an opportunity to nurture bonds that will last a lifetime. Let's savour this precious time, gazing into the eyes of our little ones and giving thanks for the gift of parenthood. For in the years to come, they'll soar to new heights.

Looking forward to our children returning, brimming with enthusiasm to embrace their academic pursuits with zest.

Wishing you all a safe, relaxing, and fulfilling vacation.

Warm Regards

Simmi Bhatia

Principal



Let's Start ...

- **Help mother in laying the table and cleaning it.**
- **Take two old cups or bowls, fill one with water and other with seeds everyday and keep it outside for birds to drink and eat.**
- **Switch off lights and fans when not in use.**
- **Remember and use three magic words – Please, Thank you and Sorry. Use them in your daily routine.**

The Craft Train



Don't discard plastic. Use it as a craft material, because there are tons of things that you can make out of it.

A plastic bottle can easily be re-imagined as a planter or a rocket. A bottle cap can be used as a necklace or a musical instrument. A plastic bag can be used as a kite or a coaster.

Turn your plastic trash into treasure with these ideas for used bottles, lids, bags, containers, and many more.



30+ Things to make from recycled

Plastic



REFER THE GIVEN LINK:

<https://www.thecrafttrain.com/recycled-plastic-crafts/>

PROJECT- Eco Brick


Make your own EcoBrick in 5 easy steps:

- 1. Collect, clean and dry plastic waste at home. Items such as foil, cling wrap or any other non-recyclables will be sure to fill up your ecobrick.**
- 2. Compress waste into a plastic bottle with a stick. An old-fashioned wooden spoon handle does the trick.**
- 3. Pack tightly after every level to ensure that the waste is properly compacted.**
- 4. Squeeze the bottle with your hand to check if it's tight and full enough or try standing on it to see if it holds your weight.**
- 5. Seal tightly with the bottle top!**

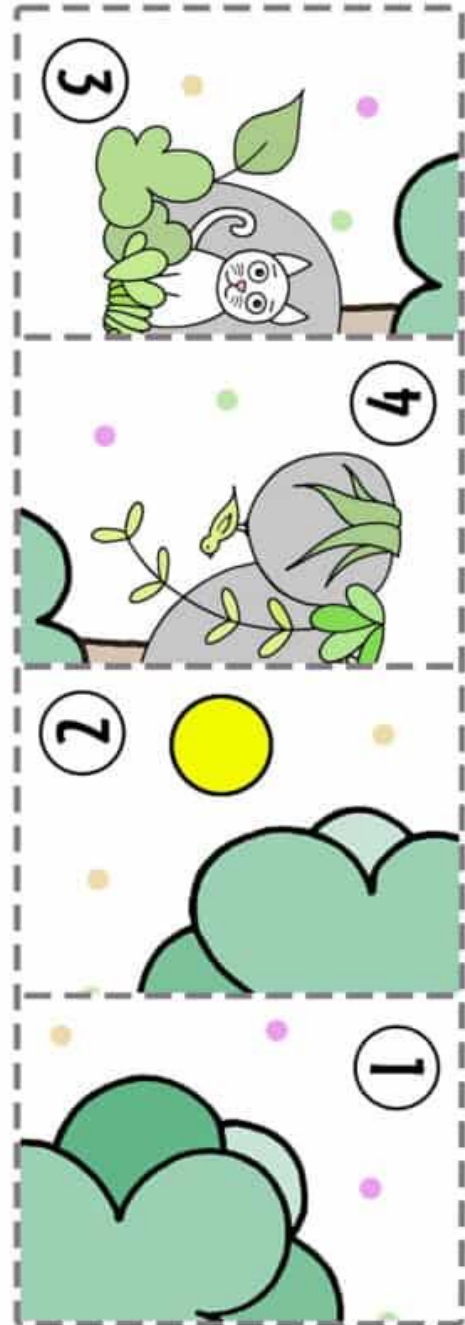


Paste the small cutting of the reusable things .





Who do you see sitting under the tree?



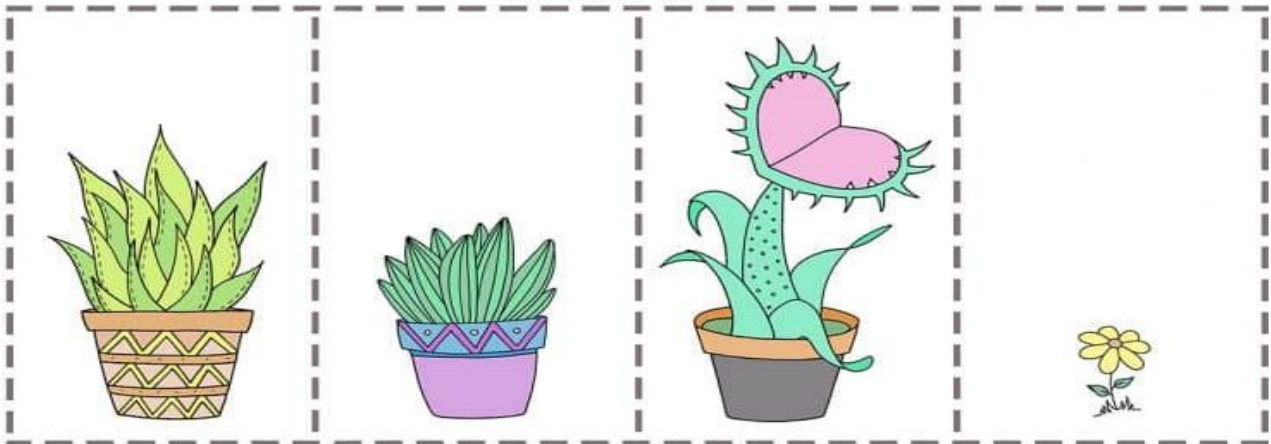
Cut out the pieces above and glue each one to its matching number.

SMALLEST TO TALLEST

Cut out the pictures of plants given below .Paste them in order of smallest to tallest.

--	--	--	--

Cut on the dotted line.



This holiday season, let's embark on a green adventure together! Plant a tiny sapling and nurture it with all your love and care.


Each day, watch as your sapling grows stronger and taller, reminding all of the beauty and power of nature. Click its pictures to capture the magic of its growth and transformation and present it nicely on any sheet.

Create a special video showcasing your journey – from planting the seed to witnessing its growth. Inspire others to join you in planting trees and making our planet a greener, healthier home for all!

Let's
Recycle!

Eye Spy 10 Plastic Jugs!

Can you find all 10?



ALPHABET

Circle the lowercase letter that matches
the uppercase letter

A

b

c

a

e

B

d

b

p

q

C

f

q

e

c

D

b

d

q

p

E

e

c


a

o


Count the fruits and circle the correct number




16	18	14
----	----	----



13	14	15
----	----	----

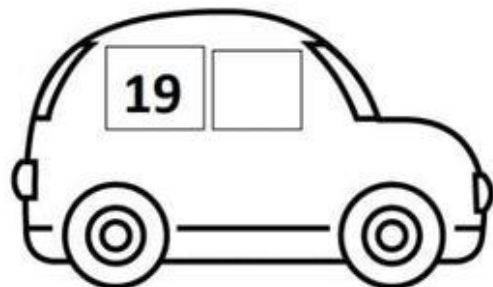
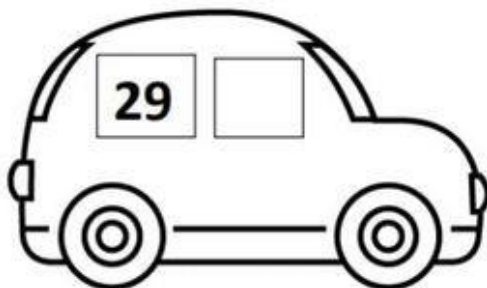
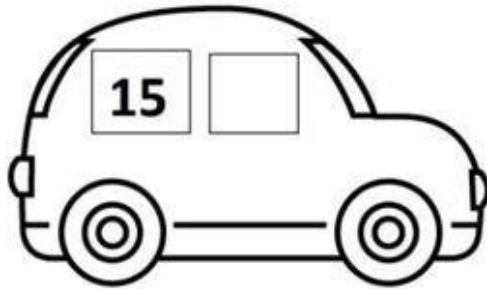
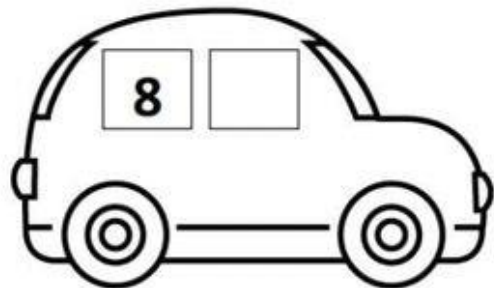
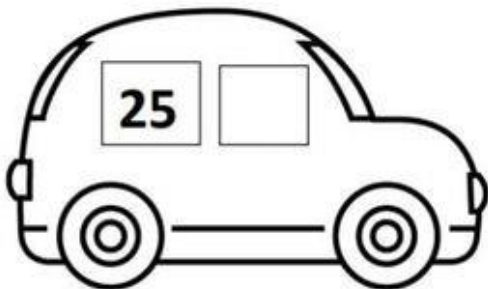
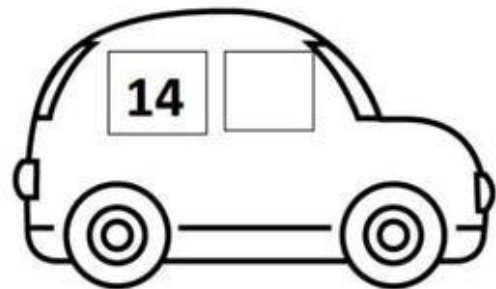
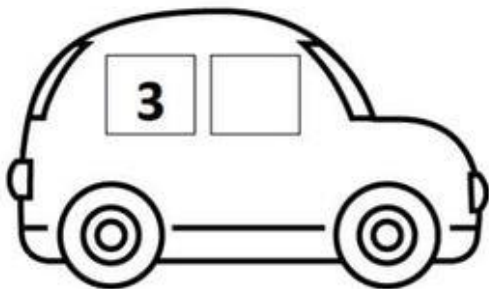


13	12	14
----	----	----



15	14	16
----	----	----

WHAT COMES AFTER ?




चित्र देखकर पहला अक्षर लिखे और रंग भरें



ओखली













1





I ♥ You
Dad!



Colour this picture ,make a card and gift
it to your father on Father's Day i.e
16.06.24(Sunday).

What's Bad for the Environment?

Cross (X) the things that harm our environment !



MY PLASTIC PLEDGE



I pledge to:



Sort and recycle rubbish

Use a reusable water bottle

Buy more things second hand

Avoid wasting water

Try not to waste paper

Avoid single use plastics

Walk or cycle more

Turn off lights