














**ST MARGARET SR. SEC. SCHOOL**  
**SESSION-2023-2024**  
**CURRICULUM (SEPTEMBER)**  
**PRE-PRIMARY**



**THEME OF THE MONTH: OUR HELPERS**

<b>SUBJECT</b>	<b>CONTENT</b>	<b>ACTIVITIES</b>
<p style="text-align: center;"><b>ENGLISH</b>  <b>ORAL AND WRITTEN</b></p>  <p style="text-align: center;"><b>Language Development</b></p>	<p style="text-align: center;">Recapitulation of all the previously done Lower case letter            Introduction of Lowercase letters (o,p,q,r,s)</p> <p style="text-align: center;">Phonics of related letters</p>	<ul style="list-style-type: none"> <li>● Senses Board Activities</li> <li>● Clay Dough Fun</li> <li>● Air Writing</li> <li>● Letter hunt</li> <li>● Picture Reading</li> <li>● Jolly Phonic Song</li> </ul>
<p style="text-align: center;"><b>MATHEMATICS</b>  <b>ORAL AND WRITTEN</b></p>  <p style="text-align: center;"><b>Cognitive Development</b></p>	<p style="text-align: center;">Introduction of</p> <ul style="list-style-type: none"> <li>● Counting (71-90)</li> <li>● Reverse Counting (20-1)</li> <li>● Number Names(11,12,13)               <ul style="list-style-type: none"> <li>● Before numbers(1-10)</li> </ul> </li> <li>● Addition with strokes/ objects               <ul style="list-style-type: none"> <li>● One/ many</li> </ul> </li> </ul>	<ul style="list-style-type: none"> <li>● Number Song</li> <li>● Count and Tell</li> <li>● Senses Board Activity</li> <li>● Count on number line and mark before numbers.</li> <li>● Number sense Activity</li> <li>● Digital Slate Activity</li> <li>● Jump on Number line</li> </ul>

<p><b>ENVIRONMENTAL STUDIES (ORAL)</b></p> <p><b>Value-Help Others</b></p>	<p><b>Theme: Community Helpers</b></p> <ul style="list-style-type: none"> <li>● Introduction</li> <li>● Discussion on helpers</li> </ul>	<ul style="list-style-type: none"> <li>● School tour</li> <li>● Picture Reading</li> </ul> <p><b><u>ROLE PLAY</u></b></p> <p>Children will dress up as any of the community helper (along with their tools) and will enact like them.(Dress should be self-created, no rented dress will be allowed)</p>
<p><b>HINDI ORAL AND WRITTEN</b></p> 	<p>Recapitulation of - व्यंजन (क-ज)</p> <p>Introduction of vyanjans ट ठ ड ढ</p>	<ul style="list-style-type: none"> <li>● Circle Map</li> <li>● Vyanjan ke chalchitra</li> <li>● Swaron ki khoj Letter sorting</li> </ul>
<p><b>ART AND CRAFT</b></p>  <p><b>Aesthetic and Creative Development</b></p>	<ul style="list-style-type: none"> <li>● Fine Motor Skills</li> <li>● Helps in increasing attention span</li> <li>● Develop Creativity</li> </ul>	<ul style="list-style-type: none"> <li>● Teachers' day card making activity</li> <li>● Digital Slate Board Activity.</li> </ul>  <ul style="list-style-type: none"> <li>● Matki Decoration</li> </ul>
<p><b>COMMUNICATION SKILLS</b></p>	<p>Q1 Who treats us when we fall sick? Ans: Doctor treats sick people. Q2 Who trims our hair?</p>	<ul style="list-style-type: none"> <li>● Daily oral drilling of oral</li> </ul>

 <p style="text-align: center;"><b>Language Development/General Awareness</b></p>	<p>Ans: Hair dresser trims our hair.  <b>Q3 Who teaches us in a school?</b>          Ans: Teacher teaches us.</p> <hr/> <p><b>Q4 Who stitch our clothes?</b>          Ans: Tailor stitch our clothes.</p> <hr/> <p><b>Q5 Who mends our shoes ?</b>          Ans: Cobbler mends our shoes.</p> <hr/>	<p style="text-align: center;"><b>Question /Answer</b></p>
<p style="text-align: center;"><b>INDOOR ACTIVITIES</b></p>  <p style="text-align: center;"><b>Lifeskill</b></p>	<ul style="list-style-type: none"> <li>• Music and Dance</li>   <li>• Life skill: Table Manners</li> </ul> <div style="display: flex; justify-content: space-around; align-items: center; margin-top: 20px;"> <div data-bbox="602 926 808 1094" style="text-align: center;">  </div> <div data-bbox="924 951 1107 1115" style="text-align: center;">  </div> </div>	<ul style="list-style-type: none"> <li>• Zumba</li> <li>• Warm up exercises</li> </ul> <p style="text-align: center;"><b><u>LIFE SKILL: TABLE MANNERS</u></b></p> <p>Children will be taught</p> <ul style="list-style-type: none"> <li>- Use of fork and spoon appropriately.</li> <li>- They will also learn to use table mat and apron while eating.</li> </ul>
<p style="text-align: center;"><b>OUTDOOR ACTIVITIES</b></p>  <p style="text-align: center;"><b>Gross Motor Development</b></p>	<ul style="list-style-type: none"> <li>• Better control on body.</li> <li>• Increase attention span.</li> <li>• Learning to follow direction.</li> </ul>	<ul style="list-style-type: none"> <li>• Stretch body to touch feet</li> <li>• Match steps to the action songs: The ram sam sam song - Kids Zumba</li> </ul> 

## ACTIVITIES OF THE MONTH



- Teacher's Day Celebration
- Janmashtami Celebration
- Birthday Celebration (29-9-2023)
- Pink Color Day Celebration (29-9-2023)

- Card Making



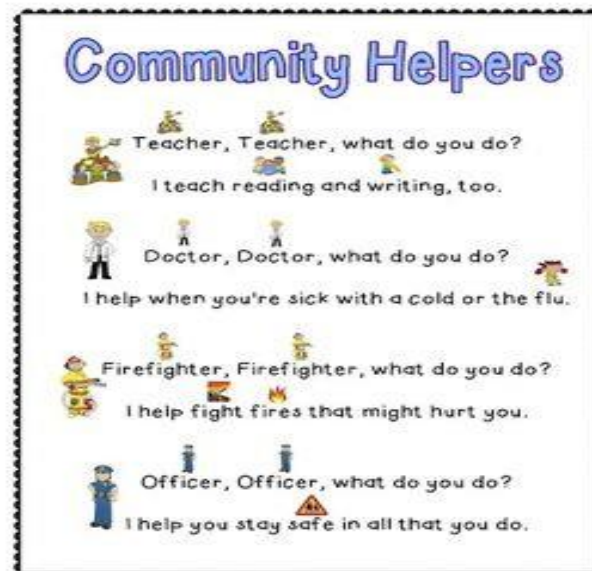
- Class Assembly by - PP-B(Theme- Janmashtami)

Children will dress up in ethnic wear on Janmashtami Celebration

- Ramp Walk (Children will be dressed up as our helpers)

## RHYMES OF THE MONTH

**Socio –Emotional Development**



- Singing
- Voice Modulation
- Dancing
- Expressions
- Action and Gestures

## धोबी आया



VicharonkiBagiya.blogspot.com

धोबी आया धोबी आया ,  
कितने कपड़े लाया ?  
एक , दो , तीन ,  
एक , दो , तीन !

धोबी आया धोबी आया ,  
कितने कपड़े लाया ?  
चार , पांच , छे ,  
चार , पांच , छे !

धोबी आया धोबी आया ,  
कितने कपड़े लाया ?  
सात , आठ , नौ ,  
सात , आठ , नौ !

धोबी आया धोबी आया ,  
कितने कपड़े लाया ?  
दस , दस , दस ,  
दस , दस , दस !